

ligaments + bones

volume I: complex acl reconstructions, revisions, pcl + slope

stuttgart | germany | october 7th - 9th | 2026

welcome | from the chairs

dear colleagues,

scientific advances of recent years have more than emphasized that ligamentous instabilities and bony deformities of the knee are inseparably associated – and a deep understanding of both aspects and the relationship between them is indisputably essential for successful treatment of various and especially complex knee pathologies.

therefore, we are excited to invite you to ligaments + bones – a novel conference concept that focuses on these inextricably linked topics – presenting pioneering and innovative approaches by leading experts from all around the globe and focusing on practical guidance, the pearls and pitfalls, and the dos and don'ts of advanced knee surgery.

we are proud to welcome you to stuttgart, a city where historically innovation always had a home – from automotive excellence and breakthroughs to the development of global standards in mechanical engineering. now, it is set to become the heart of innovative knee surgery 2026.

be a part of this one-of-a-kind get-together with world-renowned specialists, that will provide a platform to learn, engage and discuss the latest advancements and the future of knee surgery.

looking forward to meeting you in stuttgart – see you there!



janina leiprecht



philipp mayer



philipp schuster

welcome | from the head of department

dear colleagues,

on behalf of markgröningen's entire sports orthopedic's team i would like to express a warm welcome to colleagues and guests from all over the world to ligaments + bones. when i reflect on the last three decades, knee surgery has evolved remarkably, integrating deeper knowledge and embracing higher complexity. we now recognize that peripheral instability and osseous alignment are not merely secondary considerations, but rather indispensable elements in our diagnostic and therapeutic approaches – which renders this conference exceptionally valuable and more relevant than ever.

twenty-five years ago, the center of sports orthopedics and special joint surgery in markgröningen has also been a very different entity. with vision and commitment for patient care and surgical advancement, the department has now grown to an institution of excellence, performing high-numbered high-level surgery, but also implemented a culture of learning and transferring knowledge to the next generation, who have now made the effort of bringing this conference together.

To see so many world-renowned specialists gathered here from all around the globe for this meeting to share their decades of experience, invaluable insights and passion for our specialty is a source of great pride for us and a testament to the importance of the field of 'ligaments and bones'.

therefore, once again welcome to stuttgart!



jörg richter

index

timetable	4	stuttgart	21
program		directions	23
wednesday (pre-course)	5	congress dinner	27
thursday	7	support + patronage	28
friday	13	sustainability	29
chairs + faculty	17	general information	31
venue	19	registration	33
accomodation	20	sponsors	35

timetable | schedule

wednesday			thursday			friday		
7								7
8				welcome + introduction		osteotomies: specific aspects		8
9				basics of complex + revision acl surgery				9
10						slope decreasing osteotomies		10
11				graft choice + technical issues		live surgical demonstrations		11
12				live surgical demonstrations				12
13						around complex osteotomies		13
14	welcome + introduction			surgical strategies in special cases		case discussions		14
15	the essentials			case discussions		pcl and tibial slope		15
16						case discussions		16
17				from ligaments to bones				17
18	hands-on workshops in rotation			case discussions				18
19								19

program | wednesday 7th | pre-course

13:00 - 14:00 registration

14:00 - 14:15 **welcome + introduction** | leiprecht + mayer + richter + schuster

14:15 - 15:45 **the essentials** | ferner + leiprecht + mayer + musahl

key points in clinical examination of instability + deformity | leiprecht | 10 + 5

key points for a perfect acl reconstruction | musahl | 10 + 5

how to evaluate the bony morphology | beel | 10 + 5

pearls + pitfalls in osteotomy surgery | mayer | 10 + 5

advanced osteotomy planning principles for frontal and sagittal corrections | dickschas | 10 + 5

the postoperative course of osteotomies: what is normal + what is not? | ferner | 10 + 5

15:45 - 16:30 coffee break

program | wednesday 7th | pre-course

16:30 - 19:00 **hands-on workshops in rotation**

sawbone: slope changing osteotomies | fürmetz + schuster | 30

sawbone: individualized multi-planar correction | dawson | 30

hto + dfo advanced | tba | 30

advanced planning of osteotomies | dickschas + leiprecht | 30

complex meniscus reconstruction | tba | 30

19:00 **end**

program | thursday 8th

07:00 - 07:45 registration

07:45 - 08:00 **welcome + introduction** | leiprecht + mayer + richter + schuster

08:00 - 09:45 **basics of complex + revision acl surgery** | fink + monllau + musahl

how to approach an acl-failure step-by-step | monllau | 10 + 5

how to read an mri of an acl-failure in detail | herbort | 10 + 5

how to treat meniscus injuries in acl-insufficiency | musahl | 10 + 5

how to decide: single-stage vs. two-stage revision | hantes | 10 + 5

how to indicate and perform anterolateral reconstructions | helito | 10 + 5

how to detect and treat anteromedial instabilities | fink | 10 + 5

how to evaluate and reconstruct lateral and posterolateral structures | scheffler | 10 + 5

program | thursday 8th

09:45 - 10:30 coffee break

10:30 - 11:30 **graft choice + technical issues** | hantes + richter + scheffler

graft choice for revision acl in 2026 | musahl | 10 + 5

technical pearls + implications for different grafts:

btb | hantes | 7

quad (w/ + w/o bone block) | herbort | 7

hamstrings | richter | 7

rectus femoris | helito | 7

peroneus longus split | scheffler | 7

discussion | 10

program | thursday 8th

11:30 - 12:30 **live surgical demonstrations** | hantes + richter + scheffler

harvest of rectus femoris tendon | helito | 7

harvest of peroneus longus tendon | scheffler | 7

harvest of quadriceps tendon | fink | 7

anterolateral reconstruction | helito + mayer | 15

anteromedial reconstruction | fink | 24

12:30 - 13:30 lunch break

13:30 - 14:30 **surgical strategies in special cases** | helito + herbort + seil

how to approach persistent rotatory instability after acl reconstruction | fritsch | 10 + 5

complex acl injuries + revisions in children | seil | 10 + 5

how to approach complex cases in professional athletes | fink | 10 + 5

combined hto + acl | richter | 10 + 5

program | thursday 8th

14:30 - 15:15 **case discussions** | leiprecht + mayer + schuster

hantes | helito | musahl | monllau | richter | scheffler

15:15 - 15:45 coffee break

15:45 - 17:30 **from ligaments to bones** | fritsch + hinterwimmer + khakha

biomechanics + the natural history of unstable knees in osseous malalignment | imhoff | 10 + 5

the relevance of frontal axis corrections in acl insufficiency | hinterwimmer | 10 + 5

how to deal with a problematic jlca | mayer | 10 + 5

how to approach medial instabilities in valgus knees | kittl | 10 + 5

how to approach lateral and posterolateral instabilities in varus knees | fritsch | 10 + 5

the impact of the tibial slope on the meniscus + clinical consequences | seil | 10 + 5

clinical implication of static anterior translation | dejour | 10 + 5

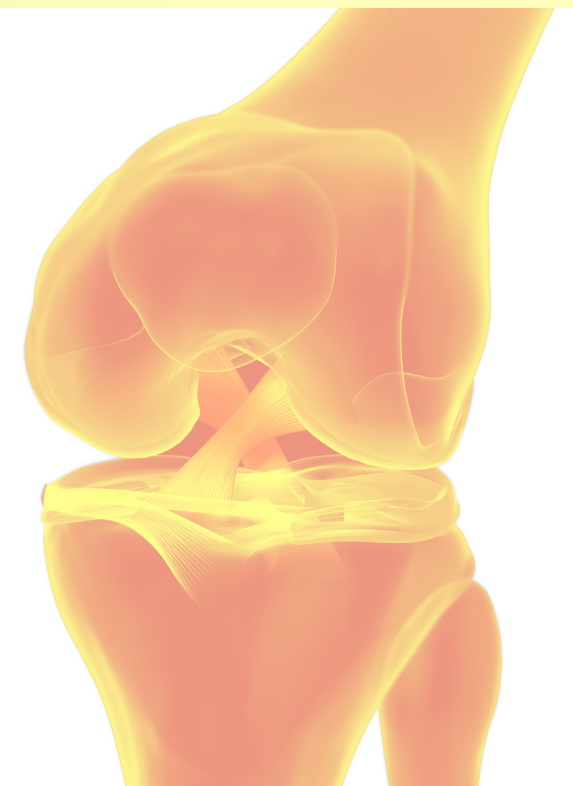
program | thursday 8th

17:30 – 18:00 **case discussions** | leiprecht + mayer + schuster

fink | fritsch | frosch | khakha | kittl | seil

18:45 meeting at hotel entrance

19:00 **congress dinner**



program | friday 9th

07:30 - 09:00 **osteotomies: specific aspects** | fürmetz + imhoff + mayer

the effects of hinge-axis orientation in sagittal + coronal corrections | **fürmetz** | 10 + 5

techniques how to modify the tibial slope in standard htos | **kley** | 7 + 3

how to deal with the mcl in opening + closing medial hto | **van heerwaarden** | 7 + 3

how to approach combined varus/valgus + slope deformity | **ollivier** | 10 + 5

patient-specific tools - when and how? | **dawson** | 10 + 5

perioperative management + rehabilitation in 2026 | **leiprecht** | 7 + 3

are osteotomies possible in athletes? | **monllau** | 10 + 5

09:00 - 09:30 coffee break

program | friday 9th

09:30 - 10:30 **slope decreasing osteotomies** | dejour + dickschas + ollivier

surgical techniques + current evidence for slope-decreasing osteotomies | **khakha** | 10 + 5

indications for slope-decreasing osteotomies: the avalanche concept | **schuster** | 10 + 5

a look ahead: the future of slope changing osteotomies | **dejour** | 10 + 5

technical key points in slope decreasing osteotomies | **mayer** | 10 + 5

10:30 - 11:30 **live surgical demonstrations** | dejour + dickschas + ollivier

combined varus + slope correction with psi | **dawson + fritsch** | 30

infratuberositary slope decreasing osteotomy | **mayer + schuster** | 30

11:30 - 12:30 lunch break

program | friday 9th

12:30-13:30 **around complex osteotomies** | dawson + frosch + schuster

do we need let in slope-changing osteotomies? | leiprecht | 7 + 3

the tibial slope during growth + possible implications in juvenile acl injuries | frosch | 7 + 3

mistakes, problems + complications around slope changing osteotomies | schuster | 10 + 5

my best tipps + tricks in osteotomy surgery for...

... the perfect surgical flow! | kley | 4

... maximum safety! | dawson | 4

... easy closing! | khakha | 4

... highest precision! | fürmetz | 4

... rapid bone healing! | ferner | 4

discussion | 5

13:30-14:00 **case discussions** | leiprecht + mayer + schuster

dejour | frosch | helito | herbort | hinterwimmer | ollivier

program | friday 9th

14:00 - 14:30 coffee break

14:30 - 15:30 **pcl and tibial slope** | ferner + van heerwaarden + kley

pcl injuries + the tibial slope: current evidence | frosch | 10 + 5

indications + approaches for slope-increasing osteotomies | van heerwaarden | 10 + 5

techniques for anterior opening wedge osteotomies: video demos

transtuberositary technique | dickschas | 7 + 3

infratuberositary technique | ferner | 7 + 3

supratuberositary technique | kley | 7 + 3

15:30 - 16:00 **case discussions** | leiprecht + mayer + schuster




dawson | dickschas | ferner | fürmetz | van heerwaarden | imhoff | kley

16:00 **end**

scientific chairs

janina leiprecht
markgröningen | germany | 

philipp mayer
markgröningen | germany | 

philipp schuster
markgröningen | germany | 
paracelsus private medical university
nuremberg | germany | 
salzburg | austria | 

jörg richter
head of department
centre for sports orthopedics and special joint surgery
markgröningen | germany | 



international faculty

wouter beel | kortrijk | belgium | 

matt dawson | newcastle upon tyne | united kingdom | 

david dejour | lyon | france | 

jörg dickschas | bamberg | germany | 

felix ferner | lichtenfels | germany | 

christian fink | innsbruck | austria | 

brett fritsch | sydney | australia | 

karl-heinz frosch | hamburg | germany | 

julian fürmetz | murnau | germany | 

michael hantes | larissa | greece | 

ronald van heerwaarden | mill | netherlands | 

camilo helito | são paulo | brazil | 

mirco herbort | munich | germany | 

stefan hinterwimmer | munich | germany | 

florian imhoff | basel | switzerland | 

raghbir khakha | london | united kingdom | 

christoph kittl | münster | germany | 

kristian kley | hannover | germany | 

janina leiprecht | markgröningen | germany | 

philipp mayer | markgröningen | germany | 

juan carlos monllau | barcelona | spain | 

volker musahl | pittsburgh | usa | 

matthieu ollivier | marseille | france | 

jörg richter | markgröningen | germany | 

sven scheffler | berlin | germany | 

philipp schuster | markgröningen | germany | 

romain seil | luxembourg | luxembourg | 

venue | hotel

le méridien hotel | stuttgart | 70173 | willy-brandt–straße 30 | germany



the conference takes place at the le méridien hotel in stuttgart. the hotel is conveniently located in the heart of stuttgart and is very easy to reach: it is just a short 500-metre walk from stuttgart main station where all high speed and interregional trains arrive.. direct city trains from stuttgart airport also terminate here. parking is available at the hotel for overnight guests.

a number of rooms has been reserved at the hotel for this event at a special rate, which can directly be booked using the booking link on the right. book your room at le méridien - and enjoy the convenience of staying right where the event takes place.

please be aware that stuttgart main station will unfortunately still be a major construction site at the time of the congress (project stuttgart 21), as it is being completely relocated below ground.

directions



information



accommodation | hotels

use one of the qr-code-links to book your stay in stuttgart: early booking is recommended to secure your accomodation.

le méridien
direct booking



alternative
hotel options



venue | stuttgart



21



stuttgart is located in the south-western part of germany and is the capital of baden-württemberg. it is the 7th largest city in germany with more than 600,000 inhabitants – and it is the centre of one of the largest metropolitan areas in middle-europe.

it is located on the neckar river in the so-called stuttgarter kessel – a fertile valley that is surrounded by hills and valleys that are famous for its vineyards. stuttgart is also known as the cradle of the automotive – and it is still the car-capital in germany.

the stuttgart metropolitan area has a well-developed local transportation network, which can be used free of charge with the congress ticket.



directions



22

directions | how to get there



stuttgart international airport (STR) is located 15km south of the city. there are direct international flights from many european and selected international airports (lufthansa, eurowings, klm, airfrance, british airways, austrian, swiss, sas, turkish airlines, united). larger hubs nearby are frankfurt (FRA) and munich (MUC).

some airlines (lufthansa, etihad, emirates, singapore airlines, latam, swiss, star alliance) offer rail+fly via frankfurt (FRA): after landing in FRA, you can continue your trip by high-speed train (ICE) to stuttgart main station (iata-code ZWS).

from stuttgart airport the easiest way to the le méridien hotel is by s-bahn (train) to stuttgart main station (25 min). from there it is an easy 8-10 min walk to the le méridien hotel.

travel arrangements | lufthansa group

connecting people – your official lufthansa group airline network:

benefit from the cooperation with the lufthansa group airlines (lufthansa, swiss, austrian, brussels airlines, eurowings, edelweiss, discover) and optimize your travel costs. the extensive route network with around 310 destinations worldwide, as well as transatlantic flights operated by air canada and united are available to you. please use the qr-code to get discounted rates.

lufthansa group
discounted rates



Austrian 

brussels 
AIRLINES

Eurowings 

 **Lufthansa**

 **SWISS**

directions | how to get there



stuttgart main station is located in the centre of stuttgart, close to the le méridien hotel. it is easy accessible via high-speed trains from all over germany and selected european cities.

please be informed that at the time of the congress it will still be a construction site (opening of the new stuttgart 21 railway station planned for 2027).

from stuttgart main station it is an easy 8-10min walk to the le méridien hotel.

congress registration includes **unlimited use** of public transportation from wednesday to saturday!

travel arrangements | deutsche bahn

climate-friendly and relaxed travel to ligaments + bones with DB event offers!

our exclusive DB event offers enable you to travel to and from the event in a cost-effective and climate-friendly way on deutsche bahn's local and long-distance services - using 100% renewable energy.

your advantages:

- available for ligaments + bones participants exclusively
- affordable conditions for your outward- and return journey - starting from 16.19 €
- can be combined with bahncard discount



deutsche bahn
discounted rates



congress dinner | thursday

cube restaurant | kunstmuseum stuttgart, top level | 70173 | kleiner schlossplatz 1 | germany

thursday | october 8th | 19:00

directly at schlossplatz stuttgart | 10 min walk from le méridien (meeting at the entrance at 18:45)

separate booking required via congress registration | limited availability | **150 €**

directions



cube restaurant



support + patronage | international partner societies

aga | gesellschaft für arthroskopie und gelenkchirurgie



aossm | american orthopaedic society for sports medicine



dkg | deutsche kniegesellschaft e.V.



esska | european society of sports traumatology, knee surgery and arthroscopy



gevr | gesellschaft für extremitätenverlängerung und -rekonstruktion



haa | hellenic association of arthroscopy, knee surgery and sports traumatology

isakos | international society of arthroscopy, knee surgery, and orthopaedic sports medicine



jots | japan osteotomy society

sfa | société francophone d'arthroscopie



skps | singapore knee preservation society



slard | sociedad latinoamericana de arthroscopía, reconstrucción articular y trauma deportivo



swiss orthopaedics

sustainability | save planet earth



save our planet | meetings and conferences like this are indispensable for advancements and developments in patient care and medical progress but cause certain emissions, especially by air travel. our common goal undoubtedly must be to reduce emissions to zero to preserve our planet in all its beauty for our children and for future generations. if emissions cannot be avoided - compensation for emitted CO₂ is the least we can contribute.



our commitment | we have committed ourselves to fully compensate the emissions we cause in the organisation and realization of this conference, including the individual travel arrangements of the faculty (especially flights), local transportation, accommodation and the conference venue.

atmosfair | atmosfair is a highly certified german non-profit organization that actively contributes to CO₂ mitigation by promoting, developing and financing renewable energies in gold-standard certified projects in more than 20 countries worldwide.

our invitation | we cordially invite and encourage all participants and industry representatives to consider their individual emissions created by attending this conference and kindly ask you to compensate for these emissions created.

public transportation in and around stuttgart is included in your registration!



sustainability | save planet earth



general information | terms + conditions



conflicts of Interest | the speakers will disclose any potential conflicts of interest prior to their presentation.



photographing and recording of presentations | all event materials, presentations, and case demonstrations are the intellectual property of the speakers. recording, photographing, copying, or reproducing any presentations, workshops, or case demonstrations in any form is strictly prohibited.



disclaimer | the organizer accepts no responsibility or liability for any accidents, personal injury, or damage to property that may occur during the event.



ethical medtech | this event has been submitted to ethical medtech europe for compliance assessment under the conference vetting system.

the compliance status can be viewed under [emt-25-06871](#) on the cvs platform.

general information

dates | wednesday (pre-course) + thursday + friday | october 7th - 9th | 2026

venue | le méridien hotel | stuttgart | germany

language | english

certification | the event's certification will be submitted for approval to the state medical association of baden-württemberg.



organizer + registration | congress compact 2c gmbh
joachimsthaler strasse 31-32 | 10719 berlin
phone +49 30 88727370 | info@congress-compact.de

registration | prices

	complete package*	pre-course october 7 th **	full conference pass***	day pass october 8 th	day pass october 9 th
early bird + member	825 €	175 €	650 €	450 €	300 €
member	1000 €	225 €	775 €	525 €	350 €
early bird + non-member	925 €	200 €	725 €	475 €	325 €
non-member	1100 €	275 €	825 €	550 €	400 €
congress dinner on 8 th	150 €	(separate booking required)			

early bird rate is available until april 1st, the participation fee includes conference catering and refreshments, all prices include 19% VAT

* includes all three days october 7th – 9th, ** places limited, *** october 8th + 9th without pre-course

registration | sign up



libo-conference.com

sponsors | premium



personalised
surgery

12.500 €

platinum



9.000 €



NEWCLIP
TECHNICS

10.000 €

gold



6.000 €

silver



DIZG
DEUTSCHES INSTITUT FÜR
ZELL- UND GEWEBEERSATZ

4.000 €



4.000 €

bronze



JOINT
OPERATIONS

2.000 €

exhibitors

sponsors | premium + exhibitors

workshops | live surgical demonstrations

hands-on workshops

wednesday | pre-course | 16:30 – 19:00



sawbone: slope changing osteotomies
fürmetz + schuster | newclip technics



sawbone: individualized multi-planar corrections
dawson + fritsch | personalised surgery

Johnson&Johnson

sawbone: techniques of slope modification in standard high tibial osteotomies
ferner + imhoff | Johnson&Johnson

advanced planning of osteotomies
dickschas + leiprecht

stryker

complex meniscus reconstructions
mayer | stryker

live surgical demonstrations

thursday | 11:30 – 12:30



harvest of quadriceps tendon anteromedial reconstruction
fink | medacta

live surgical demonstrations


friday | 10:30 – 11:30



combined slope + varus correction with psi
dawson + fritsch | personalised surgery

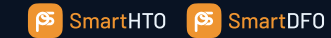


infratuberositary slope decreasing osteotomy
mayer + schuster | newclip technics




Precision osteotomy & comprehensive tunnel analysis

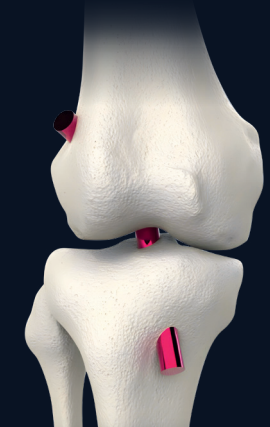
Learn more at personalisedsurgery.com



Complete surgical system built for accuracy and safety, delivering predictable alignment with confidence.



Comprehensive analysis for revision ACL reconstruction. Planning ACL revision with confidence.





libo-conference.com