

INTERNATIONAL
KNEE DAYS
BERLIN — 2024



International Knee Days

PROGRAM

2024, SEPTEMBER 25 – 28
BERLIN | GERMANY

WWW.KNEE-DAY.COM

General Information

MEETING DATES

September
25 – 28, 2024

CONFERENCE CENTER

Cafe Moskau
Karl-Marx-Allee 34
10178 Berlin

Chairmen

Wolf Petersen
Sven Scheffler
Thomas Stoffels
Thore Zantop

Congress Organization

Congress Compact 2C GmbH
Joachimsthaler Strasse 31-32
10719 Berlin | Germany
Phone +49 30 88727370
Fax +49 30 887273710
E-Mail info@congress-compact.de

Website

www.knee-day.com



Certification

The event has been certified by the Berlin Medical Association with the following points in category B:

Wednesday, September 25: 3 points

Thursday, September 26: 6 points

Friday, September 27: 6 points

Saturday, September 28: 6 points

Ethical Med Tech

The event has been categorised as **COMPLIANT** by the Ethical Med Tech Europe.

Participation Fees

Registration Fees - September 26-27, 2024	550 €
Registration Fees - Daily Ticket - September 26, 2024	275 €
Registration Fees - Daily Ticket - September 27, 2024	275 €
Pre-Course Osteo September 25, 2024	150 €
Pre-Course Art September 25, 2024	150 €
Cadaver Works September 28, 2024	500 €

Invitation

We invite you to participate in the International Knee Days. After three successful online events, we will start 2024 with the first on-site congress at the historic venue Café Moskau in the heart of Berlin!

With the support of our partner societies and our sponsors, we are pleased to be able to offer you an exceptional scientific program, with two preliminary courses and an expert cadaver course.

We enable scientific exchange with experts from all over the world on the topics of ligament reconstruction, meniscus preservation and cartilage regeneration, paired with live video demonstrations from the lab.

We're excited to hear your opinions and engage in discussions with you. We look forward to welcoming you to Berlin.

Best regards

**Wolf Petersen, Sven Scheffler, Thomas Stoffels and
Thore Zantop**

Schedule

	Wednesday September 25, 2024	Thursday September 26, 2024
08:00		Instructional Course 1: Orthobiologics <i>Room: Riga</i> Instructional Course 2: New Concepts for Patella Fracture <i>Room: Tallin</i> Instructional Course 3: ACL Injury in Children <i>Room: Moskau</i>
09:00		OPENING CEREMONY <i>Room: Moskau</i>
		HOT NEWS IN KNEE ANATOMY <i>Room: Moskau</i>
10:00		ACL – FROM INDICATION TO GRAFT SELECTION <i>Room: Moskau</i>
		COFFEE BREAK
11:00		ACL – FROM REPAIR TO RECONSTRUCTION <i>Room: Moskau</i>
12:00		LUNCH BREAK
13:00		LUNCHWORKSHOPS/ ABSTRACT SESSION
14:00	BASIC OSTEOOTOMY COURSE <i>Room: Asgabat</i> BASIC ARTHROSCOPY COURSE <i>Room: Bischkek Tallin</i>	ACL – FROM PERIPHERAL INSTABILITY TO HIGH LEVEL ATHLETE <i>Room: Moskau</i>
15:00		COFFEE BREAK
16:00		CARTILAGE <i>Room: Moskau</i>
17:00		HIGHLIGHT LECTURE <i>Room: Moskau</i>
18:00		
19:00		EVENING EVENT
20:00		

Friday September 27, 2024		Saturday September 28, 2024
Instructional Course 4: Unicompartamental Knee Arthroplasty <i>Room: Riga</i>	Instructional Course 5: Tibial Plateau Fractures <i>Room: Tallin</i>	Instructional Course 6: ACL Revision – Tips and tricks <i>Room: Moskau</i>
Meniscus – From Anatomy and Repair <i>Room: Moskau</i>		Cadaver course <i>Charité – Universitaets- medizin Berlin Campus Mitte Institute of anatomy</i>
AND EXHIBITION		
MENISCUS <i>Room: Moskau</i>		
AND EXHIBITION		
LUNCHWORKSHOPS		
ACL REVISION AND COMPLEX INSTABILITY <i>Room: Moskau</i>		
AND EXHIBITION		
PATELLA <i>Room: Moskau</i>		
BREAK AND EXHIBITION		
AWARD SESSION – BEST PAPER! BERLIN BEAR AWARD FAREWELL <i>Room: Moskau</i>		

- Pre Course
- Industrial Courses
- Main program
- Lunchworkshops/Abstracts

14:00 BASIC ARTHROSCOPY COURSE

Room: Bischkek/Tallin

10' Welcome
Stoffels, Thomas | Zantop, Thore

20' Basic principles of knee arthroscopy
Zantop, Thore

14:30-15:00 Lecture

14:30 Portal placement
Zantop, Thore

14:45 Triangulation and free bodies
Stoffels, Thomas

15:00 BREAK

15:15-15:45 Practical Training

15:15 Diagnostic approach free loose bodies

15:30

15:45 BREAK

16:00-16:30 Lecture

16:00 Meniscus partial resection
Kolb, Jan Philipp

16:15 Meniscus repair
Diermeier, Theresa

16:30 BREAK

Practical Training

Diagnostic approach free loose bodies

Lecture


Portal placement
Zantop, Thore

Triangulation and free bodies
Stoffels, Thomas

Practical Training

Partial meniscectomy and meniscus repair

 Group A

 Group B

LOCATION

Cafe Moskau
Karl-Marx-Allee 34
10178 Berlin

Wednesday, September 25, 2024

16:45-17:15	Practical Training	Lecture
16:45	Partial meniscectomy and meniscus repair	Meniscus partial resection <i>Kolb, Jan Philipp</i>
17:00		Meniscus repair <i>Diermeier, Theresa</i>
17:15	BREAK	
17:30-18:15	Lecture	Practical Training
17:30	Principles of ACL reconstruction <i>Zantop, Thore</i>	ACL reconstruction
18:00	Rehabilitation <i>Stoffels, Thomas</i>	
18:15	BREAK	
18:30-19:15	Practical Training	Lecture
18:30	ACL reconstruction	Principles of ACL reconstruction <i>Zantop, Thore</i>
19:00		Rehabilitation <i>Stoffels, Thomas</i>
19:15	END OF COURSE	

 Group A

 Group B

LOCATION

Cafe Moskau
Karl-Marx-Allee 34
10178 Berlin

14:00	BASIC OSTEOTOMY COURSE <i>Petersen, Wolf Scheffler, Sven</i>	Room: Asgabat
5'	Welcome <i>Petersen, Wolf Scheffler, Sven</i>	
14:05	Session 1: Indications and preop. planning	
15'	Indications <i>Petersen, Wolf</i>	
15'	Preop. planning <i>Petersen, Wolf</i>	
60'	Workshop <i>Instructors: Petersen, Wolf Scheffler, Sven Bockelmann, Christina Al Mustaf, Hassan</i>	
15:30	BREAK	
16:00	Session 2: High tibial osteotomy (HTO)	
10'	High tibial osteotomy (HTO) <i>Scheffler, Sven</i>	
10'	Video demo: HTO <i>Scheffler, Sven</i>	
60'	Workshop <i>Instructors: Petersen, Wolf Scheffler, Sven Bockelmann, Christina Al Mustaf, Hassan</i>	
17:30	BREAK	
18:00	Session 3: Distal femoral osteotomy (HTO)	
10'	Distal femoral osteotomy (HTO) <i>Petersen, Wolf</i>	
10'	Video demo: HTO <i>Petersen, Wolf</i>	
60'	Workshop <i>Instructors: Petersen, Wolf Scheffler, Sven Bockelmann, Christina Al Mustaf, Hassan</i>	
10'	Postoperative Rehabilitation <i>Petersen, Wolf</i>	
20:00	END OF COURSE	

08:00 **INSTRUCTIONAL COURSE 1:
ORTHOBIOLOGICS**

Room: Riga

Petersen, Wolf

10' **Basic science about PRP**
Petersen, Wolf

10' **Role of PRP in treating different knee conditions**
Alkhatib, Loiy

10' **Video Demo PRP for knee OA**
Petersen, Wolf

10'+5' **Scientific data**
Scheffler, Sven

08:00 **INSTRUCTIONAL COURSE 2:
NEW CONCEPTS FOR PATELLA FRACTURE**

Room: Tallin

Braun, Karl Friedrich | Diermeier, Theresa

20'+5' **Classification and diagnostics**
Diermeier, Theresa

20' **Surgical Techniques**
Braun, Karl Friedrich

08:00 **INSTRUCTIONAL COURSE 3:
ACL INJURY IN CHILDREN**

Room: Moskau

Faunø, Peter | Janssen, Rob

20'+5' **Basics about ACL injury in children**
Janssen, Rob

20' **Surgical techniques**
Faunø, Peter

- 08:50** **OPENING CEREMONY** *Room: Moskau*
*Petersen, Wolf | Scheffler, Sven |
Stoffels, Thomas | Zantop, Thore*
- 10'** **Welcome address and introduction**
Zantop, Thore
- 09:00** **HOT NEWS IN KNEE ANATOMY** *Room: Moskau*
10'+5' **Hot news in knee anatomy**
Smigielski, Robert
- 09:15** **ACL – FROM INDICATION TO GRAFT SELECTION** *Room: Moskau*
Hoogeslag, Roy | Petersen, Wolf
- 10'+5'** **Indication for ACL reconstruction**
Petersen, Wolf
- 10'+5'** **The concept of anatomic ACL reconstruction revisited**
Musahl, Volker
- 10'+5'** **Patient adapted graft choice in ACL reconstruction**
Egloff, Christian
- 10'+5'** **Live Surgery from Mobile Lab: Quad Tendon Harvest**
Seil, Romain
- 5'+10'** **Interactive case presentation**
Zantop, Thore
- 10:30** **COFFEE BREAK AND EXHIBITION**

- 11:00** **ACL – FROM REPAIR TO RECONSTRUCTION** *Room: Moskau*
Sänger, Rebecca | Zantop, Thore
- 10'+5'** **Remnant preserving ACL reconstruction – scientific rationale and video technique**
Cavaignac, Etienne
- 10'+5'** **ACL repair – video and scientific rationale**
Hoogeslag, Roy
- 10'+5'** **Rotational instability**
Cavaignac, Etienne
- 30'** **Live Surgery from Mobile Lab: ACL reconstruction plus ALL**
Sonnery-Cottet, Bertrand
- 5'+10'** **Interactive case presentation**
Petersen, Wolf
- 12:30** **LUNCH BREAK AND EXHIBITION**
- 13:00** **LUNCHWORKSHOPS AND ABSTRACT SESSION**
For more information see page 22-23
- 14:30** **ACL – FROM PERIPHERAL INSTABILITY TO HIGH LEVEL ATHLETE** *Room: Moskau*
Musahl, Volker | Scheffler, Sven
- 10'+5'** **Anteromedial structures**
Kittl, Christoph
- 10'+5'** **Video demo: Anteromedial reconstruction**
Fink, Christian
- 10'+5'** **Live Surgery from Mobile Lab: Anatomical dissection of the anteromedial structures**
Smigielski, Robert
- 10'+5'** **Video demo: Anteromedial reconstruction**
Canuto, Sergio
- 5'+10'** **Interactive case discussion: ACL reconstruction in the professional athlete (Ski)**
Fink, Christian
- 5'+10'** **Interactive Case Discussion: ACL reconstruction in the professional athlete (Football)**
Sonnery-Cottet, Bertrand

16:00 COFFEE BREAK AND EXHIBITION

16:30 **CARTILAGE** *Room: Moskau*
Brouwer, Reinoud | Niemeyer, Philipp

10'+5' Treatment algorithm for focal cartilage lesions at the knee joint
Niemeyer, Philipp

10'+5' Video technique one stage cartilage repair: AMIC
Gille, Justus

15'+5' Live Surgery from Mobile Lab: Minced cartilage procedure
(Autocart)
Salzmann, Gian

10'+5' Unicompartmental cartilage damage and osseous deformity:
How important is the cartilage procedure?
Brouwer, Reinoud

10'+5' Role of PRP for the treatment of cartilage damage
Grassi, Alberto

15' Interactive case discussion
Musahl, Volker

18:05 **HIGHLIGHT LECTURE** *Room: Moskau*

30' AI and the future of healthcare for tomorrow
Scholze, Kerstin

19:00 **EVENING EVENT**
Participation is free of charge but limited.
Register at Salon Babette.

We look forward to seeing you.

08:00 **INSTRUCTIONAL COURSE 4:** *Room: Riga*
UNICOMPARTMENTAL KNEE ARTHROPLASTY –
INDICATION – PLANNING –
SURGICAL TECHNIQUE

Petersen, Wolf

10'+5' **Indication**
Tischer, Thomas

10'+5' **Surgical technique**
Petersen, Wolf

10'+5' **Evidence**
Petersen, Wolf

08:00 **INSTRUCTIONAL COURSE 5:** *Room: Tallin*
TIBIAL PLATEAU FRACTURES
Braun, Karl Friedrich | Frosch, Karl-Heinz

20'+5' **Diagnostics, classification, indication**
Braun, Karl Friedrich

20' **Surgical techniques**
Frosch, Karl-Heinz

08:00 **INSTRUCTIONAL COURSE 6:** *Room: Moskau*
ACL REVISION – TIPS AND TRICKS
Canuto, Sergio | Kocabey, Yavuz

20' **ACL revisions strategies**
Zantop, Thore

10' **Tips and tricks: Revision using BPTB**
Kocabey, Yavuz

10' **Tips and tricks: Revision using vastus medial graft**
Canuto, Sergio

10' **Tips and tricks: Revision using perineal tendon graft**
Scheffler, Sven

- 09:00** **MENISCUS – FROM ANATOMY AND REPAIR** *Room: Moskau*
Canuto, Sergio | Zantop, Thore
- 10'+5'** **Breaking news: Meniscus anatomy**
Smigielski, Robert
- 10'+5'** **Pitfalls in meniscus repair!**
Bozkurt, Murat
- 15'** **Live Surgery from Mobile Lab: All inside, inside out or outside in strategies**
Seil, Romain
- 10'+5'** **Video demo: Management of challenging meniscus tears**
Musahl, Volker
- 15'** **Live Surgery from Mobile Lab: Ramp repair**
Seil, Romain
- 15'** **Interactive case presentation**
Piontek, Tomasz
- 10:30** **COFFEE BREAK AND EXHIBITION**
- 11:00** **MENISCUS** *Room: Moskau*
Grassi, Alberto | Ollivier, Matthieu
- 10'+5'** **Discoid and hypermobile meniscus**
Alkhatib, Loiy
- 10'+5'** **Operative management of cleavage tears?**
Grassi, Alberto
- 15'** **Live Surgery from Mobile Lab: Transosseous medial root repair**
Tischer, Thomas
- 10'+5'** **Complex meniscus tears: Wrapping and bone marrow blood injection**
Piontek, Tomasz
- 10'+5'** **Meniscus allograft**
Grassi, Alberto
- 5'+10'** **Interactive case presentation**
Ollivier, Matthieu

Friday, September 27, 2024

**INTERNATIONAL
KNEE DAYS**
BERLIN — 2024

12:30 LUNCH BREAK AND EXHIBITION

13:00 LUNCH WORKSHOPS

For more information see page 24-25

Rooms: Moskau, Riga,

Tallin, Asgabat

14:30 ACL REVISION AND COMPLEX
INSTABILITY

Janssen, Rob | Stoffels, Thomas

Room: Moskau

10'+5' Failure analysis after ACL reconstruction
Faunø, Peter

10'+5' Video technique: Tunnel bone grafting
Zantop, Thore

10'+5' Video technique: Slope correction
Ollivier, Matthieu

10'+5' PCL Reconstruction: My life time experience
Zantop, Thore

30' Interactive case presentation
Janssen, Rob

16:00 COFFEE BREAK AND EXHIBITION

FOLLOW US ON

INSTAGRAM



16:30

PATELLA

Room: Moskau

Blond, Lars | Piontek, Tomasz

10'+5'

Algorithm for patella instability

Frosch, Karl-Heinz

10'+5'

Proximal vs. distal alignment?

Bozkurt, Murat

10'+5'

Video demo: MPFL reconstruction with a pediculated quadriceps graft

Petersen, Wolf

10'+5'

Video demo: Trochleoplasty

Blond, Lars

10'+5'

Role of torsional osteotomies for patellar instability

Dickschas, Jörg

15'

Interactive case presentation

Blond, Lars

18:00

BREAK AND EXHIBITION

18:15

**AWARD SESSION – BEST PAPER!
AND BERLIN BEAR AWARD**

Room: Moskau

18:45

FAREWELL

*Petersen, Wolf | Scheffler, Sven
Stoffels, Thomas | Zantop, Thore*

Room: Moskau

Saturday, September 28, 2024

08:00 CADAVER COURSE

10' Welcome and clarification of the concept

08:10-08:40 Case presentations – round 1

08:40-10:40 Hands on surgery

ACL medial meniscus repair

ACL medial instability++

PCL instability

Chronic ACL instability medial osteoarthritis

Cartilage defect <2,5cm²

10:40-11:30 Round table discussion

11:30-12:00 Case presentations – round 2

12:00 LUNCH

13:00-15:00 Hands on surgery

ACL revision tibial slope >12°

Cartilage defect <2,5cm²

Cartilage defect >4cm²

Single stage ACL revision


ACL medial meniscus repair


15:00-16:00 Round table discussion


16:00 END OF CADAVER COURSE

LOCATION


Charité – Universitätsmedizin Berlin
Campus Mitte
Institut der Anatomie / Institute of anatomy
Philippstrasse 11 | 10115 Berlin, Germany

 **Loiy Alkhatib**
Dr.Suleiman AlHabib Hospital
Dubai, UAE

 **Lars Blond**
Aleris Private Hospital
Copenhagen, Denmark

 **Murat Bozkurt**
Acibadem Ankara Hospital,
Turkey


 **Karl Friedrich Braun**
ORTHO EINS Berlin

 **Reinoud Brouwer**
Martini Ziekenhuis Groningen,
Netherlands


 **Sergio Canuto**
Ortopedista Maceio, Brazil

 **Etienne Cavaignac**
CHU Toulouse,
France


 **Jörg Dickschas**
Klinikum Bamberg, Germany

 **Theresa Diermeier**
Unfallkrankenhaus Berlin,
Germany


 **Christian Egloff**
Schulthess Klinik Basel,
Switzerland

 **Peter Faunø**
Aarhus University Hospital,
Denmark

 **Christian Fink**
Gelenkpunkt - Sport- und
Gelenkchirurgie Innsbruck,
Austria

 **Karl-Heinz Frosch**
UKE Hamburg, Germany

 **Justus Gille**
UKE Hamburg Elmshorn, Germany


 **Alberto Grassi**
Istituto Ortopedico Rizzoli Bologna,
Italy


 **Roy Hoogeslag**
Centre for Orthopedic Surgery and
Sports Medicine OCON Hengelo,
Netherlands

 **Rob Janssen**
Máxima Medical Center Eindhoven,
Netherlands


 **Christoph Kittl**
UKM Münster, Germany


 **Yavuz Kocabey**
Kocabey-Klinik Istanbul, Turkey

 **Jan Philipp Kolb**
Praxis OC-Stadtmitte Berlin,
Germany

 **Volker Musahl**
University of Pittsburgh,
USA

 **Philipp Niemeyer**
Orthopädische Chirurgie München,
Germany


 **Matthieu Ollivier**
Chirurgien du genou Marseille, France


 **Wolf Petersen**
Martin-Luther-Krankenhaus Berlin,
Germany


 **Tomasz Piontek**
Rehasport Clinic Poznań, Poland


 **Gian Salzmann**
Schulthess Klinik & GZ Rhein-Main
Zurich, Switzerland

Faculty


 **Rebecca Sänger**
Universitätsmedizin Greifswald,
Germany

 **Sven Scheffler**
sporthopaedicum Berlin,
Germany


 **Kerstin Scholze**
Scholze Consulting Munich,
Germany


 **Romain Seil**
Centre Hospitalier Luxembourg,
Luxembourg


 **Robert Smigielski**
LIFE Medical Center Warsaw,
Poland

 **Bertrand Sonnery-Cottet**
Centre Orthopedique Santy Lyon,
France

 **Thomas Stoffels**
OC Stadtmitte Berlin,
Germany

 **Thomas Tischer**
Malteser Waldkrankenhaus Erlangen,
Germany

 **Andy Williams**
Fortius Clinic London,
UK

 **Thore Zantop**
sporthopaedicum Straubing,
Germany

PLATINIUM



SILVER



Keeps you going.

Smith+Nephew

BRONZE



Geistlich ottobock.



Das Gesundheitshaus

stryker

SPONSORS

AVANOS



enovis™

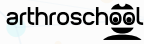


TETEC
Tissue Engineering Technologies AG

Patronage



AGA - Gesellschaft für
Arthrokopie und Gelenkchirurgie



Arthroschool



Deutsche Kniegesellschaft

All participants who take part in the Basic Osteotomy Course on Wednesday plus the two theory days (Thursday, Friday) will receive Module 2.

All participants who take part in the Basic Arthroscopy Course on Wednesday plus the two theory days (Thursday, Friday) will receive Module 1.



ESSKA



FORTE



GOTS



IOSSMA
Indonesian Orthopedic Society for Sport Medicine and Arthroscopy



LASTA



PTArthro
Polish Arthroscopy Society



SKPS
Singapore Knee Preservation Society



SLARD
Sociedad Latinoamericana De Artroscofía,
Reconstruccion Articular Y Trauma Deportivo



TUSYAD

13:00

LUNCHWORKSHOP: ARTHREX

Room Moskau



Case based discussions about the treatment of knee joint instability

Moderator: Cavaignac, Etienne

Instructors: Sonnery-Cottet, Bertrand | Scheffler, Sven | Niemeyer, Philipp

Join the faculty of world-renowned experts as they share the latest advancements in treating knee joint instability. Explore effective physical therapy options, the current state of orthobiologics and cutting edge surgical techniques. Join this highly interactive session to pose your most pressing questions to the experts and receive immediate answers.

13:00

**LUNCHWORKSHOP: DIZG
COMBINE AND ENRICH TRANSPLANTS,
TARGETED APPLICATION OF ALLOGRAFTS**

Room Bischkek



The Prime Line Applicator

The DIZG will be offering attendees the chance to gain hands-on experience with our latest tool for targeted application of human bone grafts at our lunch workshop: the Prime Line Applicator. Following a brief introduction to this titanium-made medical device by Dr. Michael Wolf, attendees will have the opportunity to test the device at one of four workstations. Join us for the workshop to learn from the DIZG transplant specialists all about the applicator, its application as well as use with allogeneic bone grafts.

13:00

ABSTRACT SESSION

Room: Riga

Scheffler, Sven | Stoffels, Thomas

6'+2'

Valid tests to create an assessment for screening for risk factors of lower extremity injuries in team ball sports

Andre, Richard

6'+2'

Surgical Innovation for Osteochondral Lesion Repair Following First Patellar Dislocation

Cunha, Rui Teixeira

6'+2'

Positive-pivot shift, younger age, and male sex are preoperative risk factors for ramp lesion

Hasegawa, Shoichi

6'+2'

Effect of Anterolateral Ligament Reconstruction on Gait Patterns Following ACL Reconstruction: A Biomechanical Analysis

Almeida, Joana

6'+2'

A novel, simplified technique of covering a damaged meniscus with the use of a collagen membrane.

Szala, Dariusz

6'+2'

Surgical Repair of an Osteochondral Lesion Using Minced Cartilage Implantation ? case report

Cunha, Rui Teixeira

6'+2'

Association of large correction medial opening wedge High Tibial Osteotomies with early knee flexion contracture secondary to increased gastrocnemius tension

Soong, Junwei

6'+2'

Are we really pushing the limits in meniscal repair? A retrospective study with a minimum one-year follow-up

Almeida, Joana

13:00

LUNCHWORKSHOP: ARTHREX

Room Moskau



The treatment of multiligament injuries in the knee

Speaker: Petersen, Wolf

The Treatment of acute knee dislocations

Focus on the value of InternalBrace / Instructor Agreement

Instructor: Frosch, Karl Heinz

The treatment of chronic multiligament injuries

Focus on Quad ACL Graft Advantages and the usage on KL All-Suture Anchors / Instructor Agreement

Instructor: Romain Seil

Join the faculty of world-renowned experts as they share the latest advancements in treating multiligament injuries in the knee. Explore effective physical therapy options, the current state of orthobiologics and cutting edge surgical techniques. Join this highly interactive session to pose your most pressing questions to the experts and receive immediate answers.

13:00

**LUNCHWORKSHOP: GEISTLICH
EVIDENCE AND INNOVATION: REGENERATIVE
SOLUTIONS FOR CARTILAGE AND MENISCUS**

Room Riga

Geistlich

AMIC – One step cartilage treatment:

From Evidence to surgical recommendations

Pachowski, Melina

AMMR – Meniscus Wrapping: From Idea to Long-Term Results

Piontek, Tomasz

13:00

**LUNCHWORKSHOP:
SMITH & NEPHEW**

Room Tallin

Smith+Nephew

ACL graft choice, alternative technologies and techniques Case Presentations and Live surgery from Academy Munich

Speakers: Diermeier, Theresa | Scheffler, Sven

Live surgery operators: Rauch, Alexander | Thier, Steffen

13:45

LUNCHWORKSHOP: AVANOS

Room Asgabat

AVANOS

Crycompression in ACL reconstruction – change the game
Zantop, Thore

Immerse yourself in the world of cold and compression therapy in the Game Ready® hands-on workshop: learn how Game Ready® is used using real-life case studies and experience its effectiveness first-hand by testing the system live on site. An interactive workshop that offers you practical and direct experience.

stryker



Motion **regained.**

Life **renewed.**

www.stryker.com

Every step counts. For your success.

OPED has a new approach to gait analysis.

Get the
free demo
account
now!

Orthelligent[®] by OPED
VISION

Register
now!



No markers



< 5 min for
one analysis



Easy to use



Automatic
report

The page features 18 horizontal grey lines for writing. A decorative graphic is overlaid on the page, consisting of a network of blue and orange dots connected by thin lines. The dots vary in size and are scattered across the page, with a higher concentration in the middle section. The background is white with a subtle pattern of small orange and blue dots.

Notes

The page features a series of horizontal lines for writing notes. The background is decorated with a network of blue and orange dots connected by thin lines, creating a complex, interconnected pattern. The dots vary in size and are scattered across the page, with a higher concentration of blue dots in the lower half and orange dots in the upper half. The lines are evenly spaced and extend across the width of the page.



WE TAKE CARE OF MOBILITY

SINCE 1938

orthopaedic technology
orthopaedic footwaer
medical supply store
rehabilitation and medical equipment
homecare
motion lab

www.seeger-gesundheit.de

Leading regeneration



AMIC® Chondro-Gide®:
The one-step cartilage therapy
with the best evidence¹

Cartilage regeneration which
you can trust.

www.geistlich-ortho.com

¹ Niemeyer et al. 2022: Recommendation of the Working Group
Tissue Regeneration of the German Orthopedic and
Trauma Society (DGOU) for Treatment of Focal Cartilage
Defects of the Knee Joint

Geistlich



+ Lunch symposium

Smith+Nephew

Academy

Education + Innovation + Excellence

ACL graft choice, alternative technologies and techniques

Case presentations and live surgery
from Academy Munich

Speakers

Sven Scheffler, Theresa Diermeier

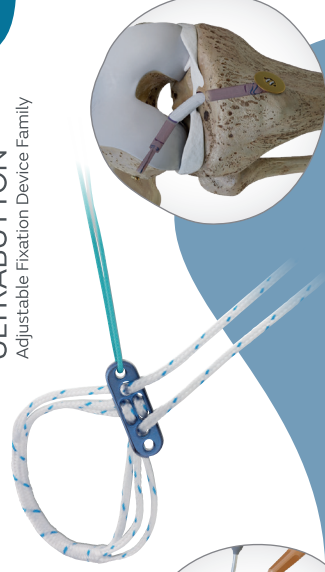
Live surgery operators

Alexander Rauch, Steffen Thier

Friday, 27 September
13:00 – 14:00
Room Tallin

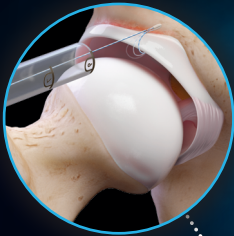


QUADTRAC
Quadiceps Tendon
Harvest Guide System



ULTRABUTTON
Adjustable Fixation Device Family

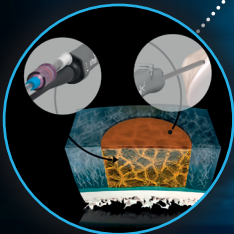
When You Treat Knee and Hip ...



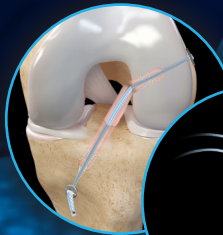
1.8 mm Knotless Hip
FiberTak® Soft Anchor



AVN Expandable
Reamer



AutoCart™
Procedure

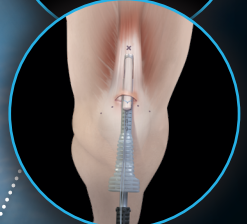
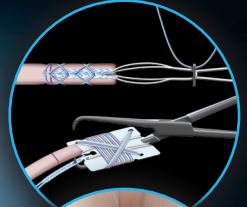


TightRope® II
Implant for
GraftLink®
InternalBrace™

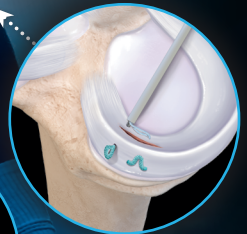


FiberStitch™
Meniscal Repair
Implant

FiberTag® TightRope® Implant
for Quad Tendon Grafts



QuadPro™
Tendon Harvester



... Think Arthrex